



 Get 15% OFF, Exclusive Bonuses, & a full year of access with our Annual Plan!


REDEEM NOW




Dashboard



History



Settings




Get Help

zoho wati

⋮

ON



Trigger : When this happens ...

1. WATI : Configure Webhooks

Instant

Free Task

⋮

^

Choose App

 WATI

▼

Trigger Event

Configure Webhooks

▼

Webhook URL

https://connect.pabbly.com/workflow/sendwebhookdata/ljU3NjUwNTZjMDYzNTA0M2Q1MjZkNTUzZDUxMzci_pc

Copy

- Navigate to top on your WATI dashboard.
- Click on hamburger icon, then click on **Webhooks**.
- Click on **Add Webhook** button.
- Copy the webhook url above & paste it under **URL** field.
- Set the status as **Enabled** from status dropdown.

Note 1: WATI supports webhooks that can alert you on **an incoming message** via a callback URL. Webhook waits for a message on your WhatsApp number, when a message is received, a callback happens on your webhook URL with the response payload.

Note 2: Other functionalities like alert on outgoing message, status (eg DELIVERED/READ) on outgoing message are not currently available through WATI CRM plan. The complete official Whatsapp API/webhooks access is available through [API Gateway plan](#).

Simple Response ☐

Re-Capture Webhook Response

☒ Response Received





Action : Do this ...

2. Zoho CRM : Search Lead via Phone

Help

⋮

^

Choose App

 Zoho CRM

▼

Action Event

Search Lead via Phone

▼

 Connected

 Refresh Fields

Phone (Required)

Dashboard

Workflows

History

Settings

Get Help

1. WaId : 919999243444

Enter the phone number.

Simple Response

▼

Response Received

Label

HTTP Status Code

Value

204

Label

Message

Value

The application processed the request but returned a

Save & Send Test Request

Save



▼

Action : Do this ...

3. Filter by Pabbly: Only Continue If...

Help

Free Task

^

Choose App

▼

Filter

Select Label

1. Wald : 919999243444

Filter Type

Exists

Value

+

+

OR Condition

^

Response Received

Label

Status

Value

success

Label

Message

Value

Condition is true

Save & Send Test Request

Save



▼

Action : Do this ...

4. Filter by Pabbly: Only Continue If...

Help

Free Task

^

Choose App






▼

Filter

Select Label

Filter Type

Value

- 
[Dashboard](#)
- 
[Workflows](#)
- 
[History](#)
- 
[Settings](#)
- 
[Get Help](#)

1. Wald : 919999243444

Exists

+

+

 OR Condition

▼

 Response Received

Label	Value
Status	success
Message	Condition is true

Save & Send Test Request

Save

