






- 
[Dashboard](#)
- 
[Workflows](#)
- 
[History](#)
- 
[Settings](#)
- 
[Get Help](#)

 Get 15% OFF, Exclusive Bonuses, & a full year of access with our Annual Plan!

[REDEEM NOW](#)

Prova nuova 17/03/23 

ON



Trigger : When this happens ...
1. Schedule by Pabbly : Once

[Help guide](#)

Free Task

Choose App

 Schedule by Pabbly



How often you want to run your workflow?

Once



Date

17/03/2023 11:05

Select time for the schedule to trigger. The time will be based on your [account time zone](#) which is **Europe/Rome**

☒ Response Received

Save




Action : Do this ...
Google Sheets : Get Row(s)

[Help guide](#)


Choose App

 Google Sheets



Action Event

Get Row(s)



Connected

Select Spreadsheet **(Required)**

Map ☐

clienti_dic22

Select Sheet **(Required)**

Map ☐

nuovi_fb

Range **(Required)**

Enter range of the sheet. E.g. A2:D5.

Important Note: You can use range as A2:D to get all filled rows. D is the last column header of the sheet. Also, ensure that you must have data in the given range.

- 
[Dashboard](#)
- 
[Workflows](#)
- 
[History](#)
- 
[Settings](#)
- 
[Get Help](#)

Simple Response ☐

Save & Send Test Request

Save

