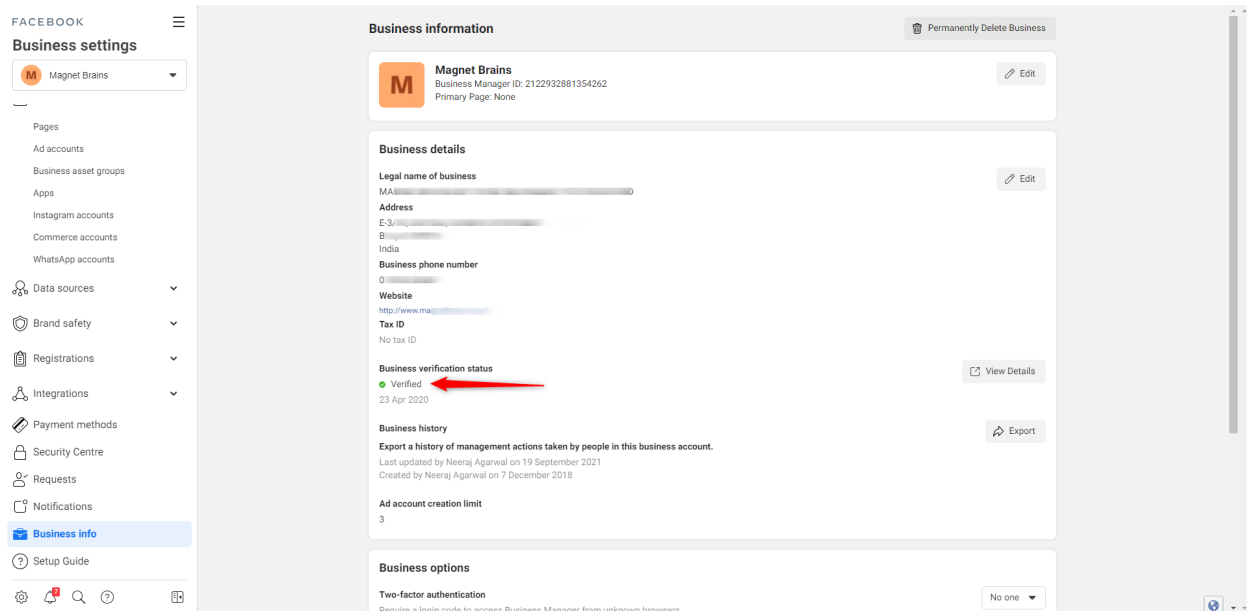


Before you make the purchase of the the360Dialog WhatsApp API, please read the terms below:

1. To use the official WhatsApp API you need to have a verified business account inside Facebook. Do not purchase until you have a verified business account on Facebook, otherwise, you won't be able to generate the API Key.

Edit: I got the information that now it is possible to get the API key even without verified business. The limits are slightly low though



2. You will need to do the payment of \$5/month directly to 360Dialog for access. Pabbly is not taking any cuts on the payment. Do not signup if you already have an account with 360Dialog as in that case full amount may be deducted.

5 USD / Month

Template Messages are charged as of Facebook/WhatsApp EUR pricing as stated under <https://developers.facebook.com/docs/whatsapp/pricing/> and may be subject to prepayment.

Attention If you are a Governmental Agency, you must not submit an account using this submission form. First, you require the pre-approval of your local Facebook Public Policy Manager. If you do not know who your Facebook Public Policy Manager is, or whether you are a governmental case, please send us an email to government@360dialog.com and we will assist you.

TERMS

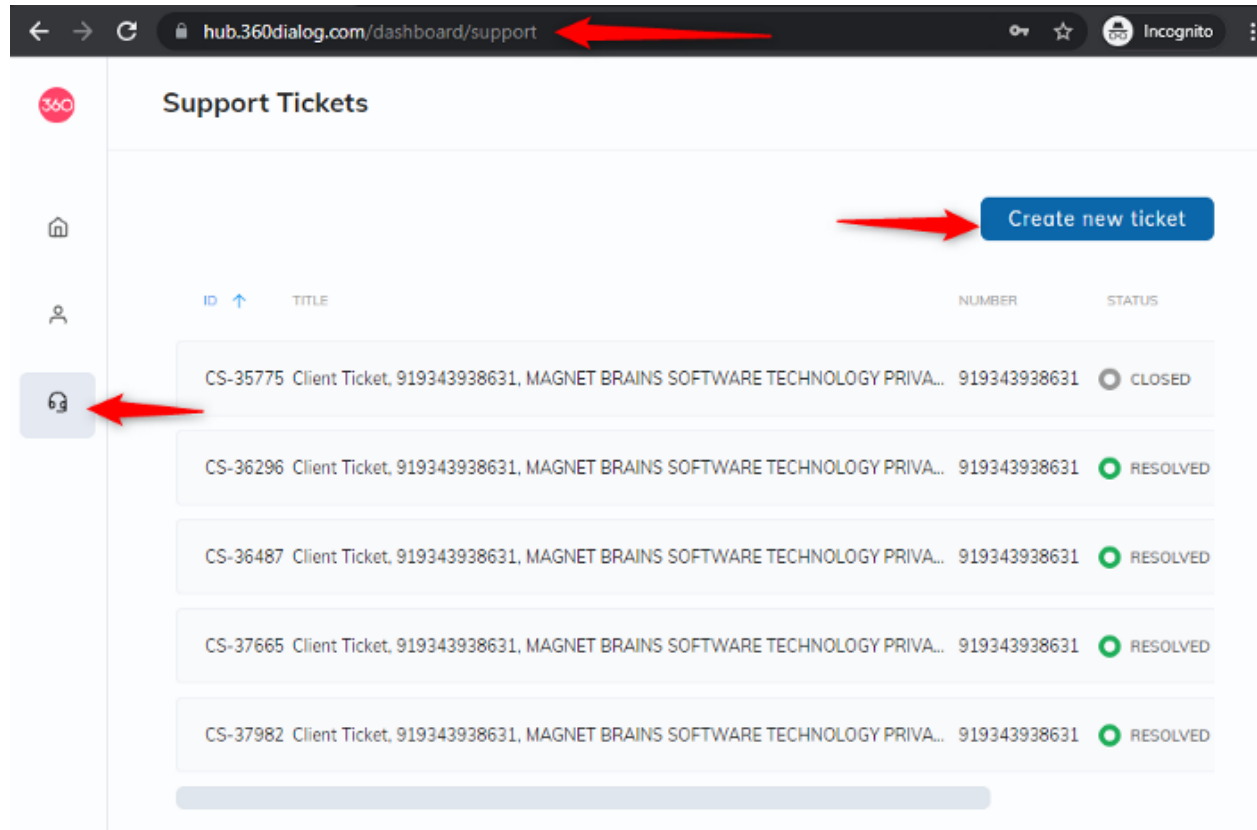
- ☐ I agree to the [360dialog Terms of Service](#), to [Exhibit 1 - 360dialog Terms of Use](#), and to [Exhibit 3 - 360dialog Pricing](#).

Last modified: July 7, 2020

- ☐ I have acknowledged and agree to [Exhibit 2 - Facebook Client Terms for WhatsApp](#).

Accept Terms

3. Any WhatsApp API-related questions to get your account verified and up and running need to be discussed between you and 360Dialog support team itself. Please do not send your official WhatsApp-related questions to us. This includes questions related to any limits, numbers, or anything else. We won't be able to help you with that.



4. We can share the way in which we got our account verified and you can follow the path. But we can not guarantee anyone's approval on the platform.

5. 360Dialog will take your card details at the time of signup but it does not charge you until your account is verified.

6. While we got verbal approval that the \$5/month pricing will remain the same. But we can not guarantee that if they increase the price in the long term. It is all between you and 360Dialog in the longer run.

7. Lastly, make your own decision whether you want to get the official WhatsApp API access or not. Do not take the buying decision because Pabbly is saying so. It is all up to you to decide.

8. There will be per message cost apart from the access of the official API monthly access pricing. You can check the price list of template messages here.

<https://developers.facebook.com/docs/whatsapp/pricing/>

9. To send messages to any users on WhatsApp, you will have to go through the template approval process first. This template can have dynamic variables in it. Once the template is approved. You need to send a template message first before a conversation with a person can be started.

The screenshot shows the 'WhatsApp Account' interface with the 'TEMPLATES' tab selected. The account status is 'READY'. There are buttons for 'Synchronize with Facebook' and '+ Add template'. A table lists various templates with columns for NAME, CATEGORY, PREVIEW, and LANGUAGES. The first template, 'automation_course', is in the 'Alert Update' category and has a red 'EN' status. The other templates have a green 'EN' status.

NAME	CATEGORY	PREVIEW	LANGUAGES
automation_course	Alert Update	Day {{1}} Today we are going to learn ab...	EN
certificate_link	Auto Reply	Hello {{1}}, Congratulations! We are plea...	EN
digi_id	Account Update	Hey {{1}}, Thank you for Signing up. Plea...	EN
email_update	Alert Update	Hello {{1}}, You have received a new ema...	EN
event_update	Reservation Update	Hey {{1}}, This is a formal invitation for a...	EN
form_fill_auto_reply	Auto Reply	Hello {{1}}, Thank you for filling the form ...	EN
form_fill_thanks	Auto Reply	Hey {{1}}, Thank you for filling out the for...	EN
form_submission_on_facebook	Auto Reply	Hello {{1}}, Thank you for submitting the ...	EN
invitation_wed	Alert Update	Hello {{1}}, Marriage means a beautiful n...	EN

You can send templates for approval from your 360Dialog Dashboard.

Template "certificate_link" Preview

APPROVED

Example values

Document URL


https://pabbly.com/document.pdf

Body: {{1}}

Body: {{2}}

Body: {{3}}

Preview



Hello {{1}},

Congratulations!

We are pleased to inform you that you have successfully completed the {{2}}.

Please find the attached PDF containing your certificate.

We know this certificate will be a great addition to your resume and we want to help you get there.

Hope for your significant and successful career in life.

Best Regards,

{{3}}

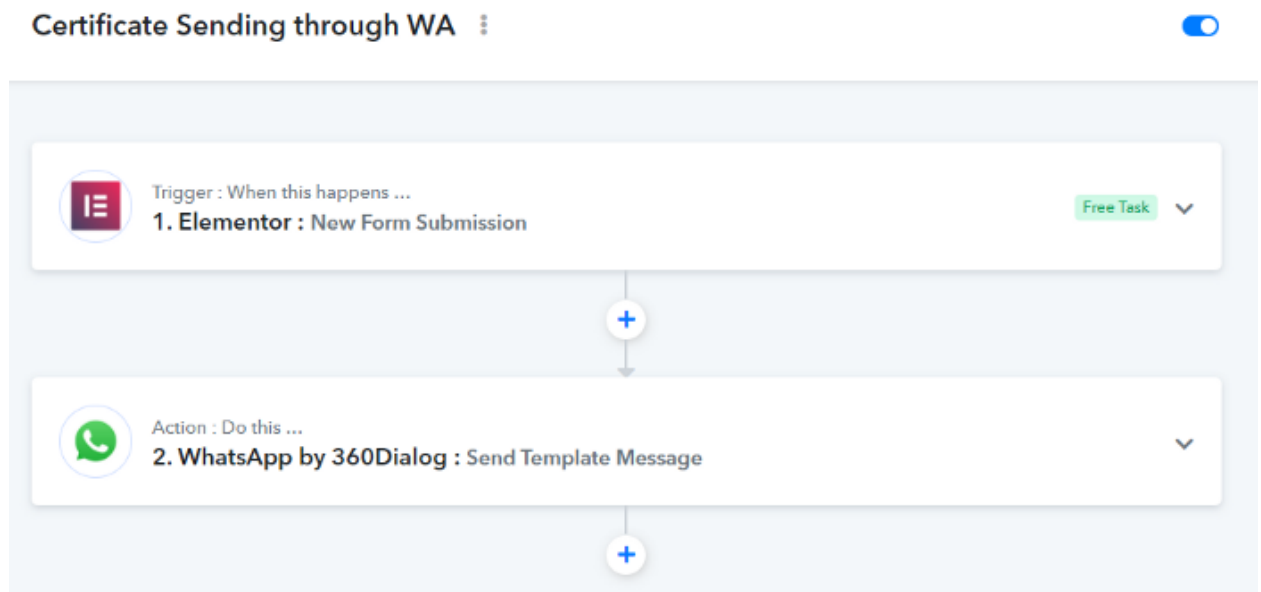
The provided example values will be submitted to Facebook as part of the template submission process. If no

Back to list

10. You can not send a normal text message to anyone with just about any content to the user until the user responds back to your template message. Once the user responds, you can send an automated text message.

Scope of Pabbly Connect Automation:

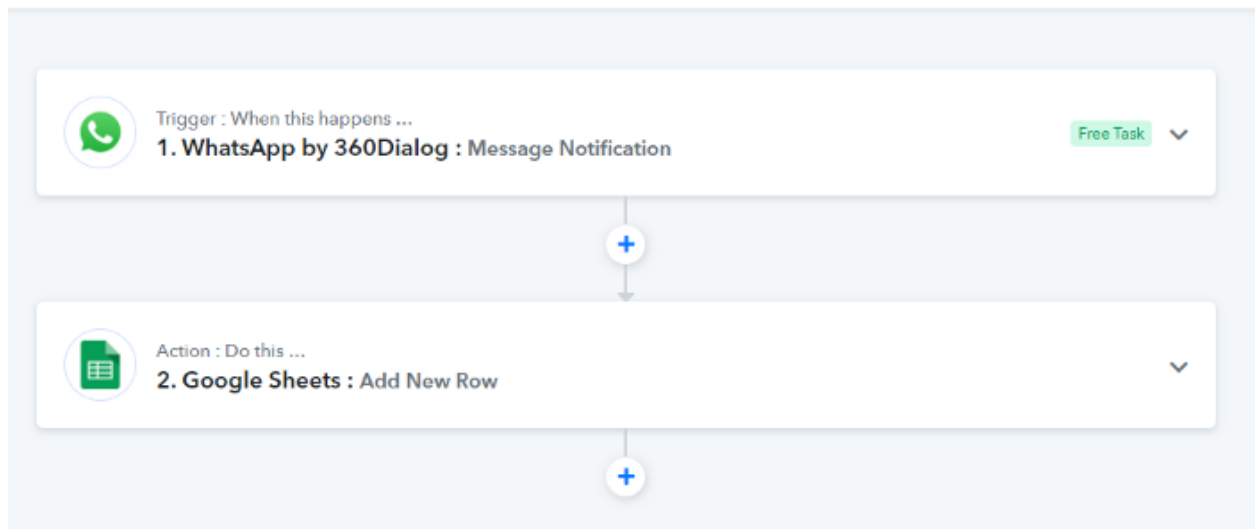
1. With Pabbly Connect, you can trigger and send a template message to start a conversation with the user.



Simple workflow to send Template messages on WhatsApp on form submission via Elementor. Pabbly Connect integrates with Facebook Lead Ads and 750 other applications to receive data and send notifications.

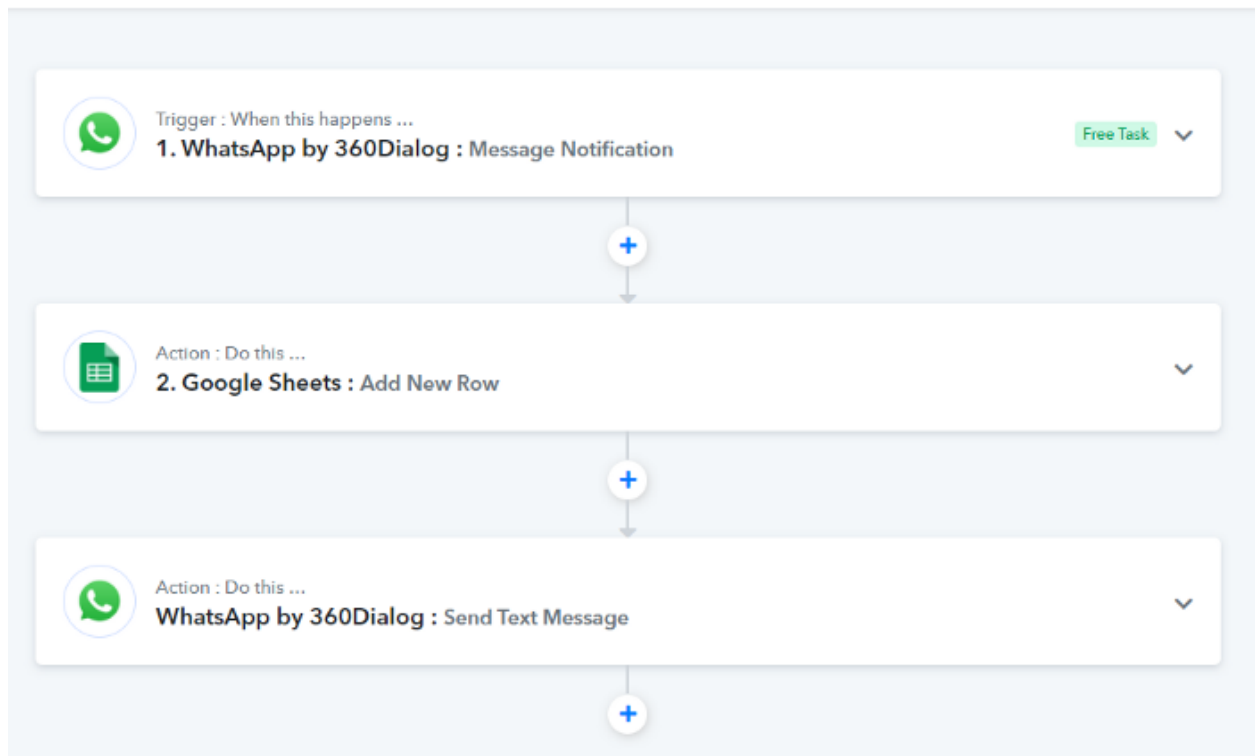
2. This template message can be an order notification, general notification, account update, auto-reply message, payment update, and more.
3. Once the template message is sent to the user. The user can check the message or reply back.
4. If he replies back, you can create a new workflow with the Trigger to capture all the responses on Google Sheets by building the Incoming message to Google Sheets workflow. This is a way to track all incoming messages from different numbers.

WhatsApp Notifications to Google Sheets



5. You can also choose to auto-reply back with a text message to the user when he sends the message to you. This auto-reply will be sent immediately as soon as the message is received from the user.

WhatsApp Notifications to GSheets & Auto Reply to Messages



When a new message notification comes, auto-reply to the message with a text message.

6. Pabbly does not offer an inbox that few external services offer. But it is planned that the Inbox is coming inside 360Dialog in some time. They might charge some extra payment for the access to Inbox. With Inbox, you will have an interface like WhatsWeb where you can monitor all the new messages.